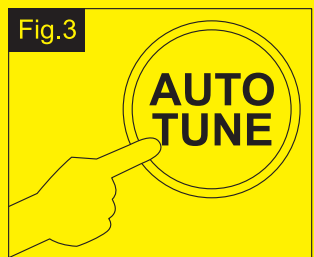
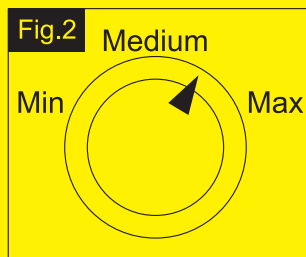
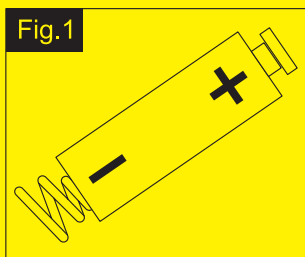


Read Me First!

Inside are four quick things you
need to know about your new
Wireless Headphone:

1. Make sure the Rechargeable Batteries are installed in the Headphone with correct polarity. (Fig.1 below)
2. An initial 24-hour Charge is required to ensure an acceptable service life for the Rechargeable Batteries. Make sure the Headphone is switched to the OFF position while the Batteries are charging.
3. The Transmitter will not transmit to the Headphone until the Volume of the Audio Source is adjusted to medium to high level. (Fig.2 below)
4. On the Wireless Headphone, press the button AUTO TUNE for best Signal Reception. (Fig.3 below)



This Wireless Transmitter and Headphone is **NOT** water resistant, and should be used with care like other electronic device.

Do not allow anything to rest on the AC/DC adapter cord or AUDIO IN cable. Do not place this product where the cord can be abused by animals or persons walking on it.

To reduce the risk of electric shock, do not disassemble this product.

Thank you for your purchase and enjoy your Wireless Headphone!